

Linear actuator

CAR 40

Benefits

- Industrial reliable and robust actuator
- Wide range of components
- Right- and left-hand version



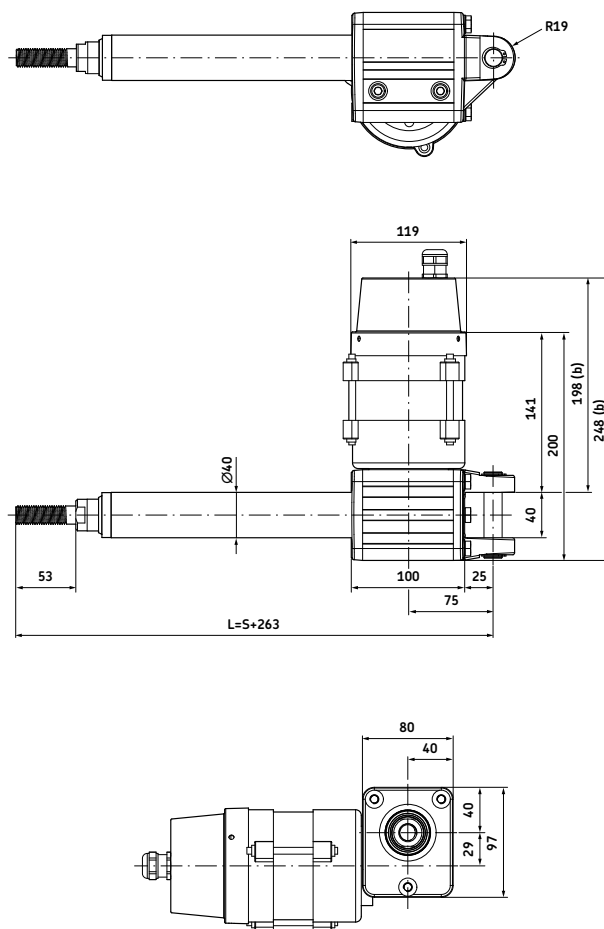
Suitable control units and accessories

	Control unit	Limit switch
	CAEV 110/220	
	E110D	•
	E110DB	•
	E220D	•
	E220DB	•
	CAES 31C	•

- Hand switch
- Foot switch
- Desk switch

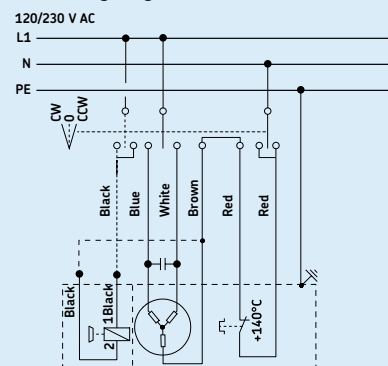
* See page 379

Dimensional drawing – AC version



Legend:
 S = stroke
 L = retracted length
 (b) = cover for brake (D24CB)

Connecting diagram – AC version



Technical data

	Unit	CAR 40 – AC version
Rated push load	N	2 000 to 6 000
Rated pull load	N	2 000 to 6 000
Speed (at full load)	mm/s	9 to 40*
Stroke	mm	100 to 700
Retracted length	mm	S+263
Voltage	V AC	120 or 230
Power consumption	120 V AC W	360
	230 V AC W	299
Current consumption	120 V AC A	3 (brake +0,29 A)
	230 V AC A	1,3 (brake +0,11 A)
Duty cycle	%	40
Ambient temperature	°C	-20 to +70
Type of protection	IP	20/54
Weight	kg	5,8 to 8,4

* Depending on selected motor

Suitable control units and accessories

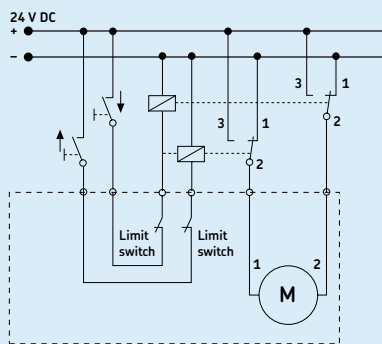
Limit switch

CAXB 40*	
	D24D
	D24DS
	D24DB

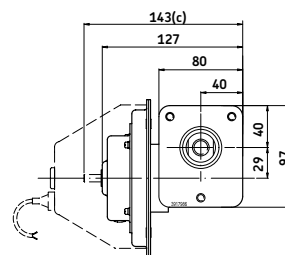
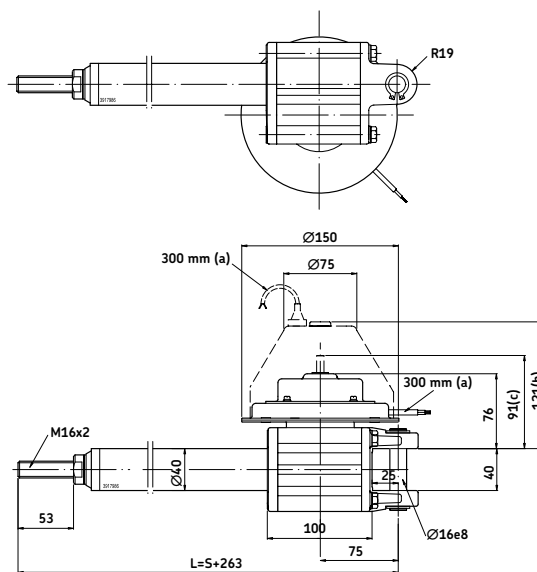
-  Hand switch
-  Foot switch
-  Desk switch

* See page 379

Connecting diagram – DC version



Dimensional drawing – DC version

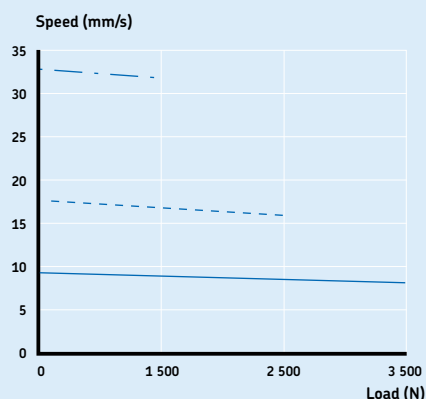


- Legend:
- S = stroke
 - L = retracted length
 - (a) = cable length
 - (b) = cover for brake (D24CB)
 - (c) = extended shaft (D24CS)

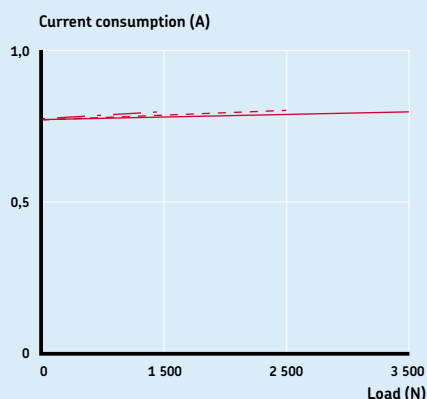
Technical data

	Unit	CAR 40 – DC version
Rated push load	N	2 000 to 6 000
Rated pull load	N	2 000 to 6 000
Speed (full load to no load)	mm/s	10 to 60
Stroke	mm	100 to 700
Retracted length	mm	S+263
Voltage	V DC	24
Power consumption	W	N/A
Current consumption	A	16
Duty cycle	%	25
Ambient temperature	°C	-20 to +70
Type of protection	IP	20/44
Weight	kg	5,8 to 8,4

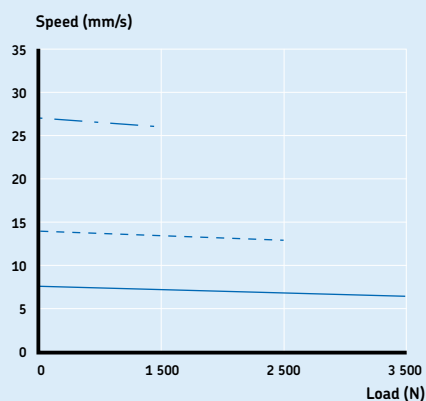
Performance diagrams – AC version



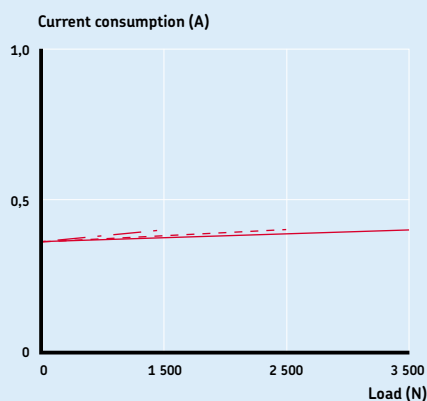
Speed-load diagram CAR 32 ... 120 VAC



Current-load diagram CAR 32 ... 120 VAC



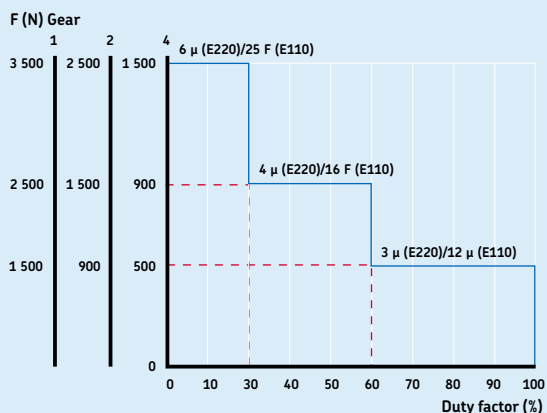
Speed-load diagram CAR 32 ... 230 VAC



Current-load diagram CAR 32 ... 230 VAC

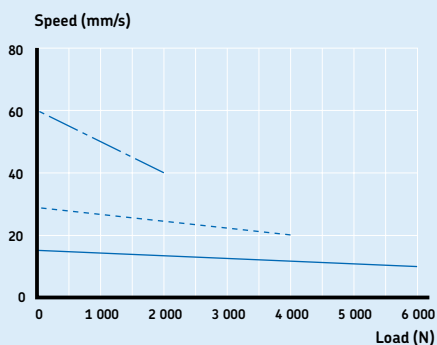


Duty cycle

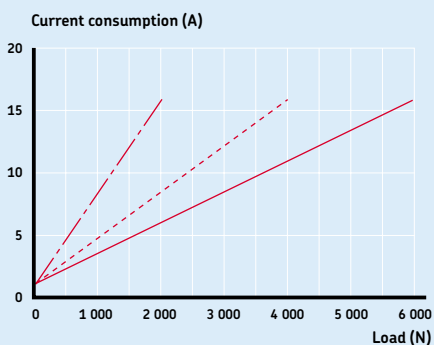


CAR 32 ... 230/120 VAC


Performance diagrams – DC version



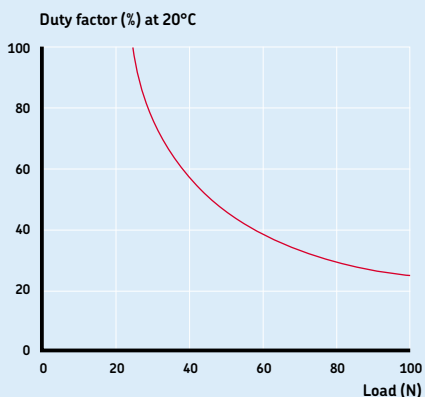
Speed-load diagram CAR 40 ... 24 V DC

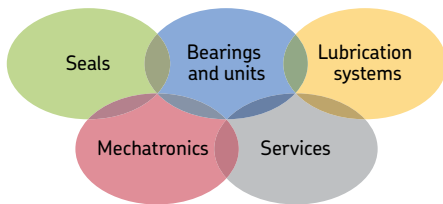


Current-load diagram CAR 40 ... 24 V DC



Duty cycle





The Power of Knowledge Engineering

Drawing on five areas of competence and application-specific expertise amassed over more than 100 years, SKF brings innovative solutions to OEMs and production facilities in every major industry worldwide. These five competence areas include bearings and units, seals, lubrication systems, mechatronics (combining mechanics and electronics into intelligent systems), and a wide range of services, from 3-D computer modelling to advanced condition monitoring and reliability and asset management systems. A global presence provides SKF customers uniform quality standards and worldwide product availability.

Ordering key

Dynamic load (N) / Speed (mm/s)			Motor options	
6 000/xx	4 000/xx	2 000/xx	No motor	0000
6 000/10	4 000/20	2 000/40	120 V AC/60 Hz, 1-phase, IP54	E110D
6 000/10	4 000/20	2 000/40	120 V AC/60 Hz, 1-phase, brake, IP20	E110DB
6 000/9	4 000/17	2 000/34	230 V AC/50 Hz, 1-phase, IP54	E220D
6 000/9	4 000/17	2 000/34	230 V AC/50 Hz, 1-phase, brake, IP20	E220DB
6 000/xx	4 000/xx	2 000/xx	No motor	0000
6 000/15-10	4 000/30-20	2 000/60-40	24 V DC, flat motor, IP44	D24D
6 000/15-10	4 000/30-20	2 000/60-40	24 V DC, flat motor, extended shaft, IP44	D24DS
6 000/15-10	4 000/30-20	2 000/60-40	24 V DC, flat motor, brake, IP20	D24DB
1	2	4		

C A R 4 0 X X /

Type

Motor assembly:

Right
 Left

R
 L

Stroke (S):

100 mm
 300 mm
 500 mm
 700 mm

100
 300
 500
 700

Other stroke lengths

Option:

Friction clutch
 Back-up nut

F
 S

Options shown in italics are only available on demand. Contact SKF for more information on minimum quantities and additional costs.

© SKF is a registered trademark of the SKF Group

© SKF Group 2010

The contents of this publication are the copyright of the publisher and may not be reproduced (even extracts) unless prior written permission is granted. Every care has been taken to ensure the accuracy of the information contained in this publication but no liability can be accepted for any loss or damage whether direct, indirect or consequential arising out of the use of the information contained herein.

PUB MT/P8 10974 EN · August 2010

Printed in Sweden on environmentally friendly paper.

